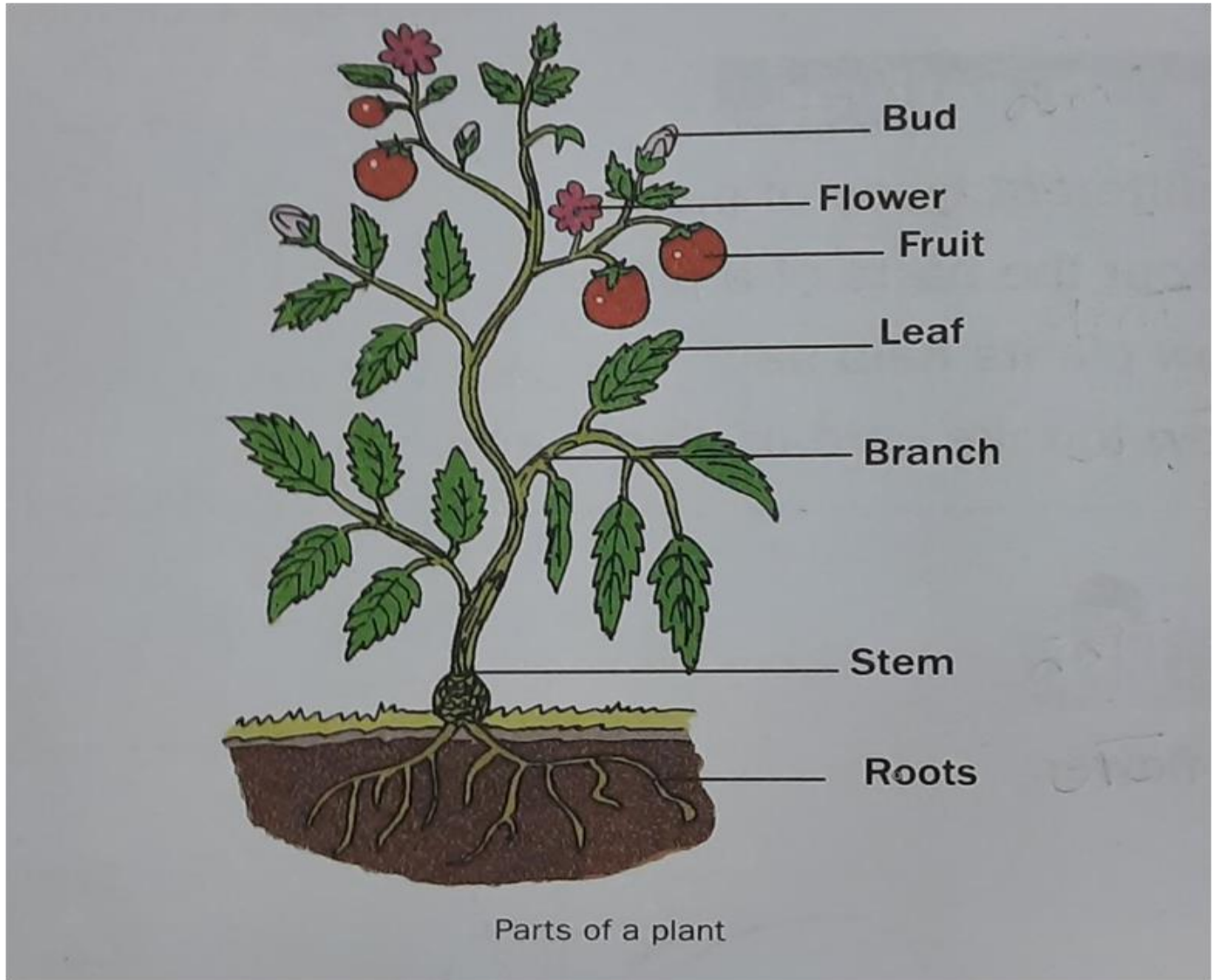


NIRMALA ENG. HR. SEC. SCHOOL(CBSE), RISDI, KORBA (C.G.)
SUMMER VACATION HOMEWORK 2021-2022
CLASS-I

SUBJECT- EVS

1. Draw the picture in your copy and write the name of parts of plants.



2. Make the column given below and differentiate the domestic animals and wild animals.



Lion



Tiger



Cat




Dog



Deer



Cow



Fish



Bear



Sheep



Elephant

Domestic animals	Wild animals

SUBJECT - ENGLISH

[A] Arrange these letters in their right order to form the names of animals also draw and colour them.

Example.

1. o i n l - lion

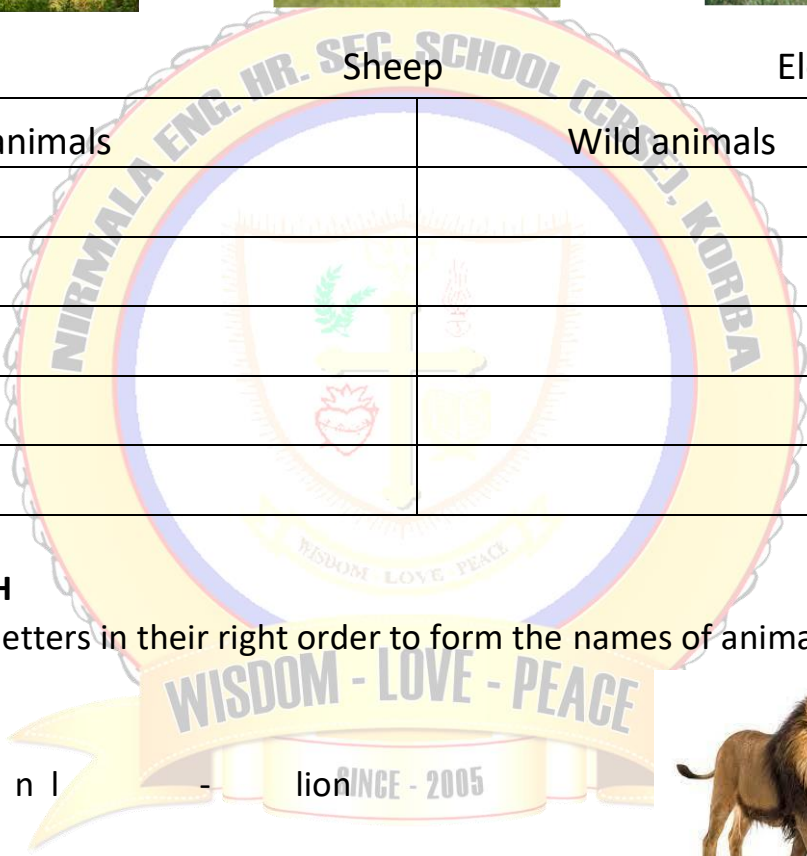


2. i h s f - _____

3. s e m o u - _____

4. a t c - _____

5. p e s h e - _____



[B] Complete each animals name with the correct vowels (a, e, i, o, u)

Note:- No need to draw the pictures.

Example – C H I C K E N



1. C _ W



2. H _ R S _



3. D _ C K



4. T _ G _ R



[C] Project work

(Topic- Useful things we get from plants)

Step 1

Draw and colour a big green tree on A4 size paper, same as shown in the related video.

Step 2

Paste the 10 useful things which we get from the plants.

Note: - Take those things that we can easily find at home.

You must complete this entire task neatly, clearly and properly. Mention your name, class, section, date and topic on the each task and submit it on 24/05/21 in correction work group.

Take very clear images of your homework, make their PDF and send.

SUBJECT - MATHS

1. A) Write the numbers that come before and after.

4	5	6
---	---	---

	14	
--	----	--

	12	
--	----	--

	7	
--	---	--

	8	
--	---	--

	10	
--	----	--

















	11	
--	----	--

	2	
--	---	--

	9	
--	---	--

	13	
--	----	--

B) Find the number that comes in between.

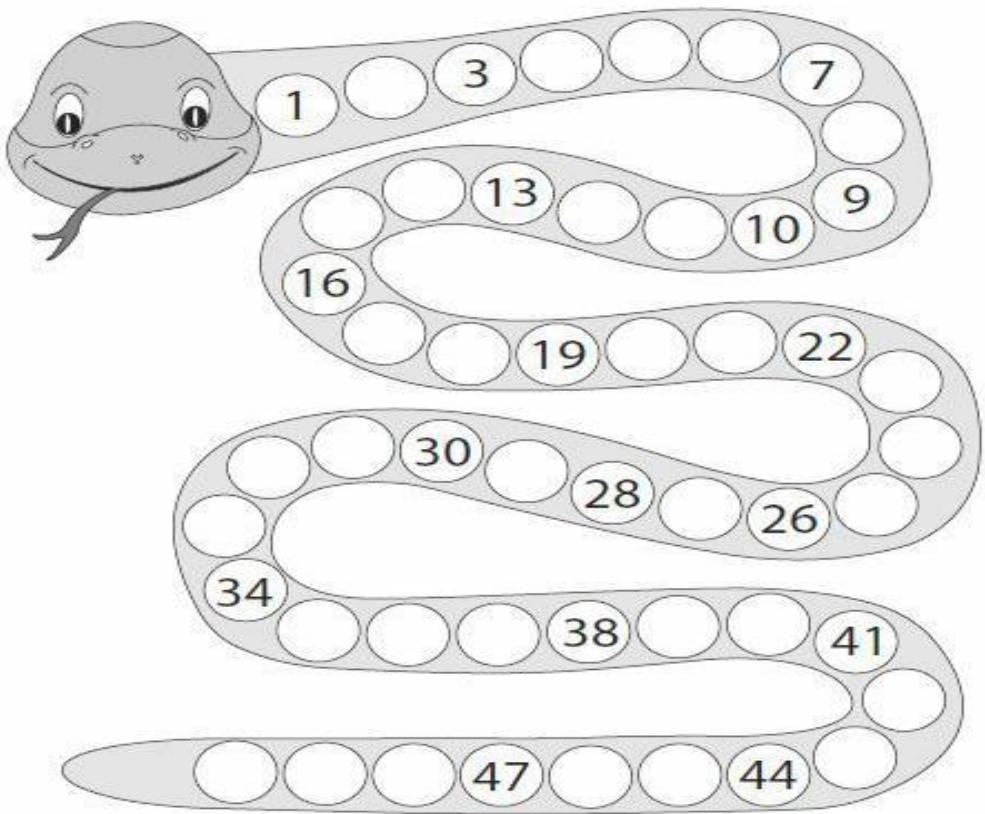
 <input type="text"/> 	 <input type="text"/> 
 <input type="text"/> 	 <input type="text"/> 
 <input type="text"/> 	 <input type="text"/> 
 <input type="text"/> 	 <input type="text"/> 

C) Cut and paste the symbols in the correct problem.

problem

0		2	
6		3	
3		6	
8		9	
7		1	
5		4	

D) Numbers 1 - 50



1. Make some plane shapes like triangle circle oval, square, sphere and rectangle using leaf. Cut the leaf in the shapes given above. Stick in scrab book.
2. Take leaves of different trees, arrange the in ascending and descending order and stick it in scrab book. (take maximum 5-6 leaves.)

SUBJECT - HINDI

प्रश्न 1. पाँच फलों और पाँच सब्जियों के नाम लिखे तथा उनके चित्र चिपकाए।

प्रश्न 2. नीचे दिए गए नारियल के पेड़ में कुछ वर्ण लिखे हुए हैं, उन वर्णों का प्रयोग कर तीन अक्षर वाले शब्द बनाइए। (इसे A4 size पेपर में करना है।)



प्रश्न 3. नीचे दिए गए चित्र को पहचानकर उनका नाम लिखिए।

